

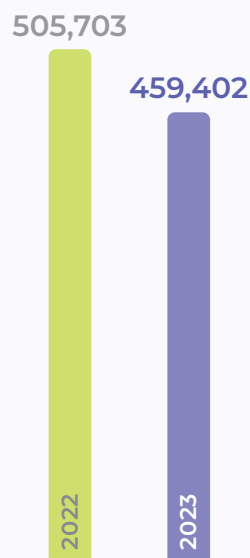
# FINANCIAL HIGHLIGHTS

THAI OIL PUBLIC COMPANY LIMITED



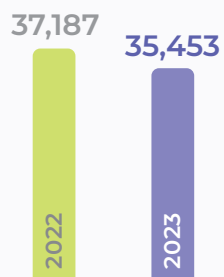
## Sales Revenue

Million THB



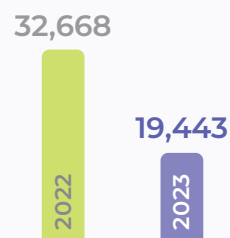
## EBITDA

Million THB



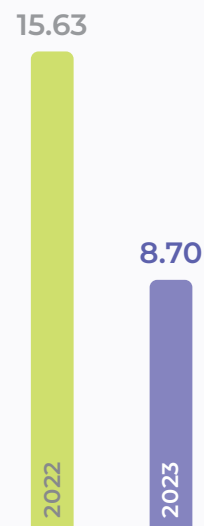
## Net Profit/ (Loss)

Million THB



## Net Profit/ (Loss) per Share

THB/ Share



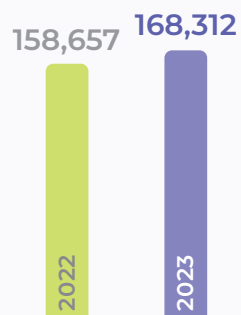
## Total Assets

Million THB



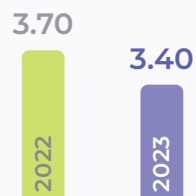
## Total Equity

Million THB



## Dividend Payment

THB/ Share



## Market Capitalization

Million THB

